

2015

SWACHH TELANAGANA - MOBILE APP

User Manual ver. 1.0



Contents

- 1. Introduction 3
- 2. About Swachh Telangana 3
- 3. System Access 3
- 4. System Overview 5
 - 4.1. Dashboard 5
 - 4.2. Beneficiary Search..... 6
 - 4.3. Upload Photo..... 7
 - 4.4. Upload Photo Details..... 7
 - 4.5. Stage 1 Uploaded Photo Preview 8
 - 4.6. Photo upload status 8
 - 4.7. Photo Preview 9
 - 4.8. Stage II Photo upload 9
 - 4.9. Beneficiary Status 10
 - 4.10. Search Beneficiary 10

1. Introduction

Swachh Telangana Mobile App is developed to capture the construction images of toilets for monitoring by the officials to ensure effective and timely implementation of toilets construction. The implementation of this system will result in the following benefits:

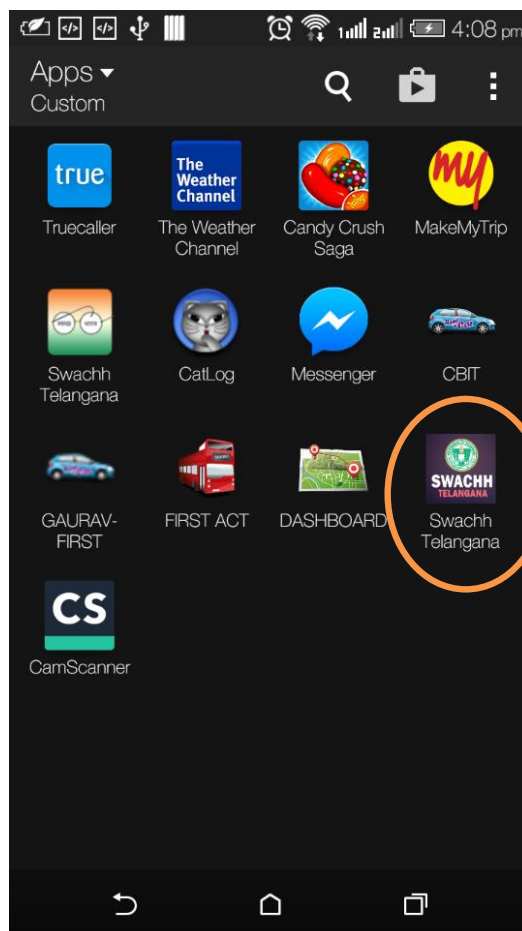
- Repository of construction images of toilets
- Efficient progress tracking of implementation of Swachh Telangana
- Dashboard and Beneficiary search for efficient monitoring of higher officials.

2. About Swachh Telangana

Swachh Telangana is a Mobile application and can be accessed by the users from anywhere using internet connection in mobile. The system has services for capturing of construction images & beneficiary search.

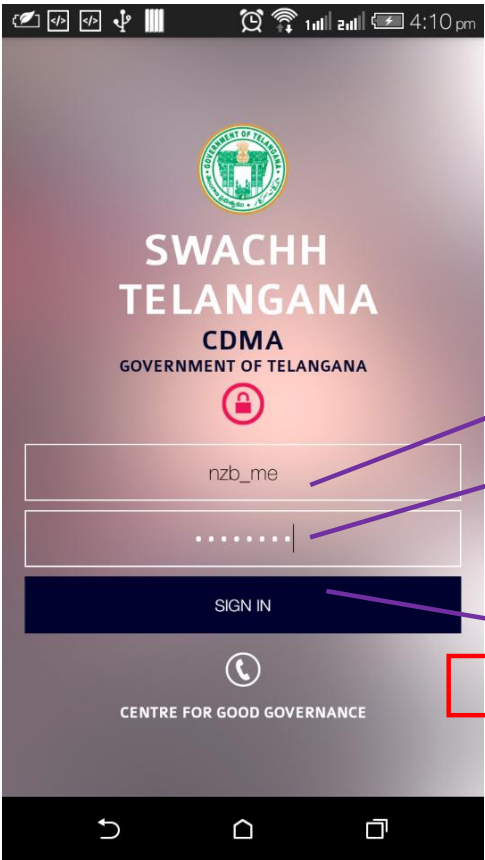
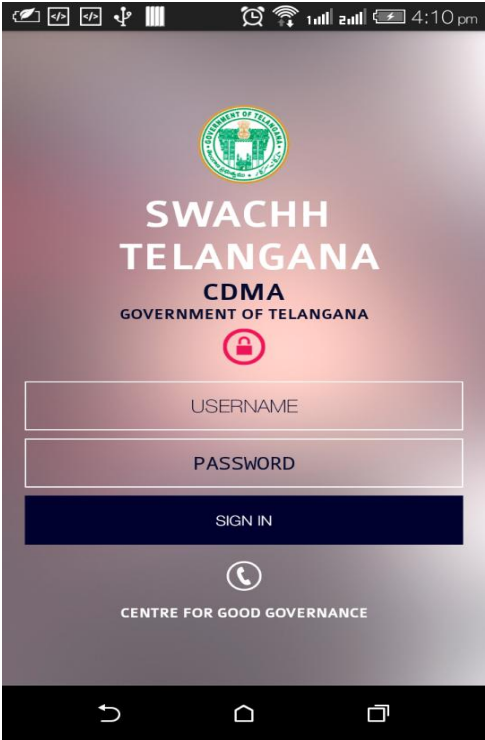
3. System Access

For each user a unique Username and Password is provided. User can log to the Swachh Telangana Mobile app.



Click here to open App

Login Page

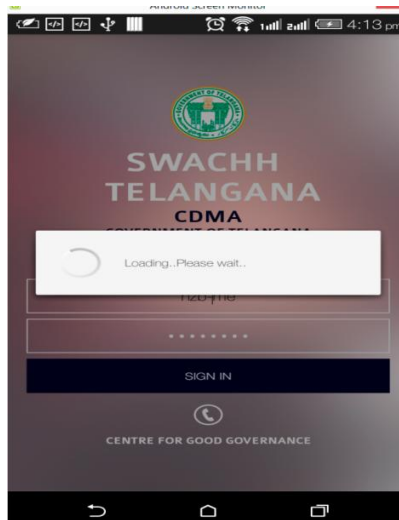


Enter username

Enter Password

Click, "SIGN IN"

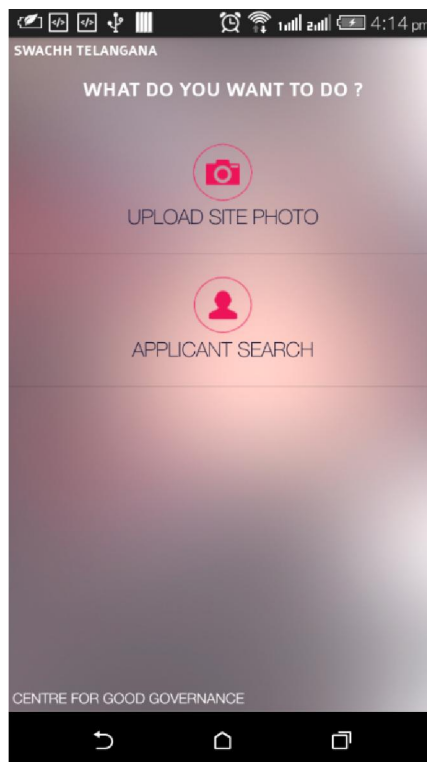
Loading Page



4. System Overview


4.1. Dashboard

It displays two options for uploading of site photos by using "Upload Site Photo" and "Applicant Search" to search the beneficiary details.



App Dashboard

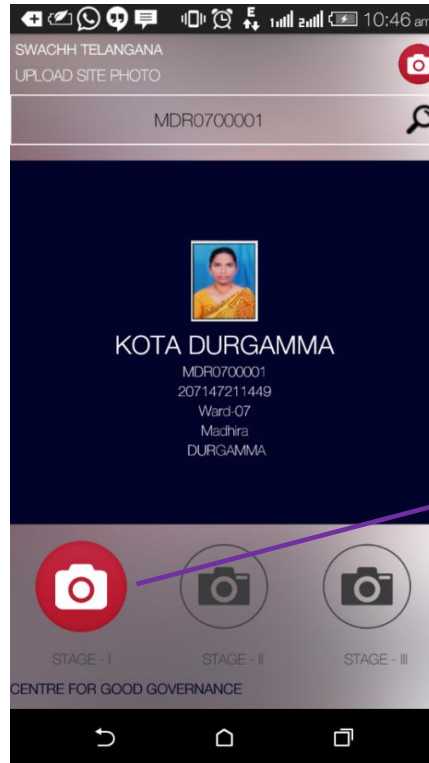
4.2. Beneficiary Search




**Enter Beneficiary Id in
CAPITAL Letters (ex:
ADM0100001)**

**Click on the above
icon after entering the
beneficiary id**

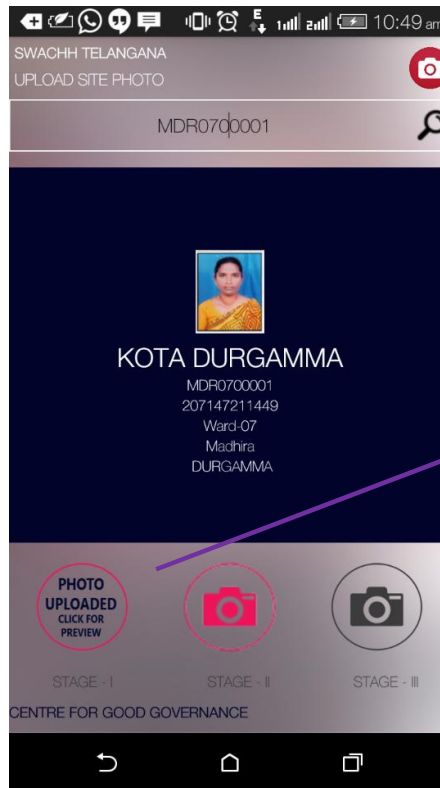
4.3. Upload Photo



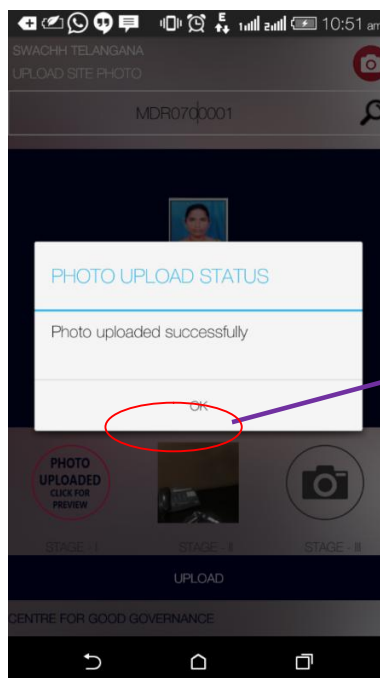
4.4. Upload Photo Details



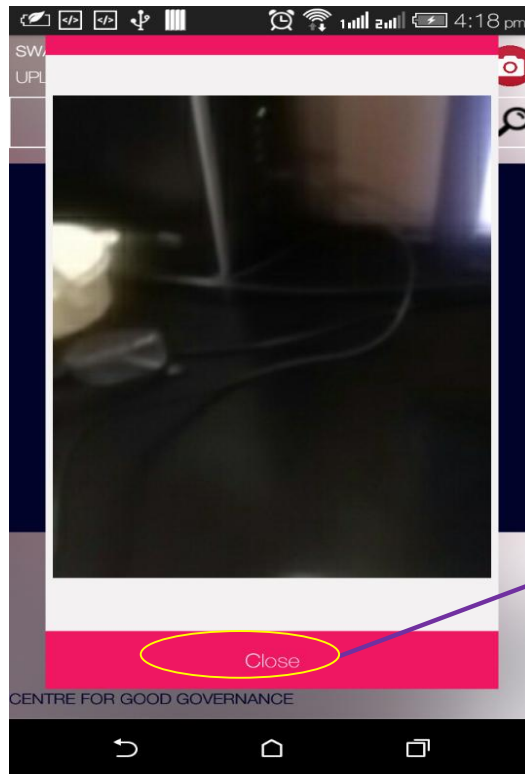
4.5. Stage I Uploaded Photo Preview



4.6. Photo upload status

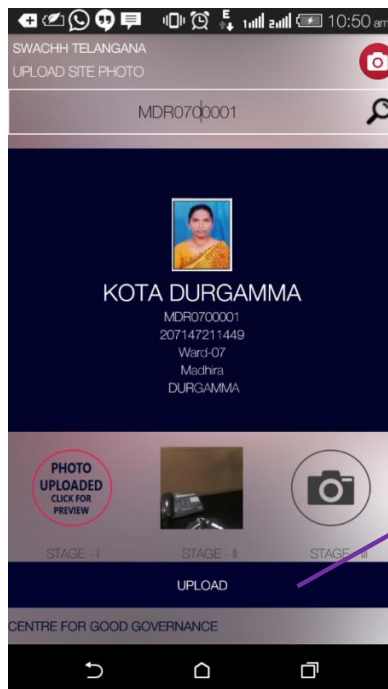


4.7. Photo Preview



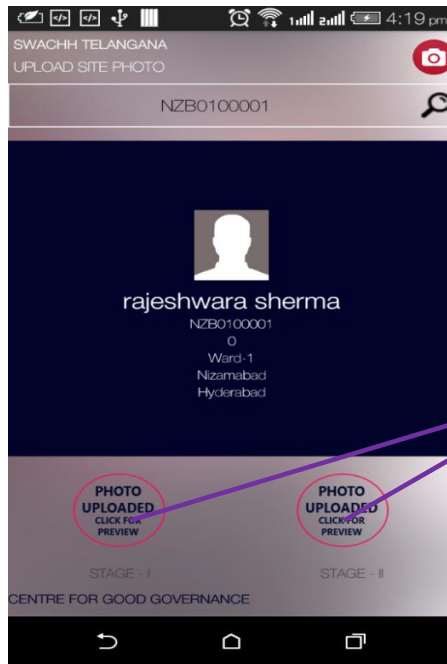
Click here to close screen

4.8. Stage II Photo upload



Click here to upload image

4.9. Beneficiary Status



4.10. Search Beneficiary

The service used for beneficiary search such as personal information & construction details.

